




















Ombrellone modello LEONARDO

SCHEMA TECNICA

| | | | | | | | | | | | | | | | | | |
|-----------------|---|---|---|---|---|---|---|---|--|---|---|---|---|---|---|---|---|
| |  |  |  |  |  |  |  |  |  |  |  |  |  |  |  |  |  |
| Dimensione (cm) | Ø 800 | 450x450 | 500x500 | 550x550 | 600x600 | 650x650 | 700x700 | 300x700 | 350x500 | 350x700 | 400x500 | 400x700 | 450x550 | 400x600 | 500x600 | 500x700 | 600x700 |
| Palo (cm) | 10 | 10 | 10 | 10 | 10 | 10 | 10 | 10 | 10 | 10 | 10 | 10 | 10 | 10 | 10 | 10 | 10 |
| Numero stecche | 8 | 8 | 8 | 8 | 8 | 8 | 12 | 10 | 8 | 10 | 8 | 10 | 8 | 8 | 8 | 8 | 8 |
| Dimensione (cm) | 2x3,5 | 2x3,5 | 2x3,5 | 2x3,5 | 2x4 2x3,5 | 2x4 2x2,5 | 2x4 2x3,5 | 2x4 2x3,5 | 2x3,5 | 2x4 2x3,5 | 2x3,5 | 2x4 2x3,5 | 2x3,5 | 2x3,5 | 2x3,5 | 2x4 2x3,5 | 2x4 2x3,5 |
| Pendente | SI | SI | SI | SI | SI | SI | SI | SI | SI | SI | SI | SI | SI | SI | SI | SI | SI |

- telaio in alluminio verniciato grigio antracite oppure bianco;
- tessuto acrilico gr. 320 / tessuto tempotest parà ombrelloni gr. 300 / tessuto tempotest parà tende da sole gr. 300 / tessuto pvc gr. 400;
- completo soffietto antivento; apertura ad asticella;
- stecche angolari rinforzate da stecche in alluminio inserite al loro interno;
- tubo pieghevole in acciaio zincato e verniciato di serie;
- sistema a doppio ragno che permette la chiusura sopra il tavolo sottostante;
- stecche intercambiabili; base venduta come accessorio;
- il peso della zavorra sulla base deve essere proporzionato al peso dell'ombrellone. se ne consiglia comunque l'uso in condizioni meteorologiche sostanzialmente normali.